

EMPIRE ART SPECIFICATIONS

EMAIL

- ❖ Files up to 5 MB can be emailed to Empire. Anything over 5 MB should be sent on CD or uploaded to our ftp site
- ❖ List your Empire contact or salesperson on all email
- ❖ Send all Mac formatted artwork to: **artmac@empirescreen.com**
- ❖ Send all PC formatted artwork to: **artpc@empirescreen.com**
- ❖ Include placed images &/or fonts
- ❖ Supply a hard copy or blueprint for comparison.

EMPIRE FTP SITE

- ❖ Files over 5 MB can be uploaded to our ftp site. We can email you information on how to set this up.
- ❖ Supply a hard copy or blueprint for comparison.

DISK (CD)

- ❖ When supplying a disk or CD, please label it with your Company name, Part Number(s), and program(s) being used.
- ❖ Supply a hard copy or blueprint for comparison.


To ensure the best printing quality possible, we recommend artwork be created and sent to us using the following specifications

ART PROGRAMS USED AT EMPIRE

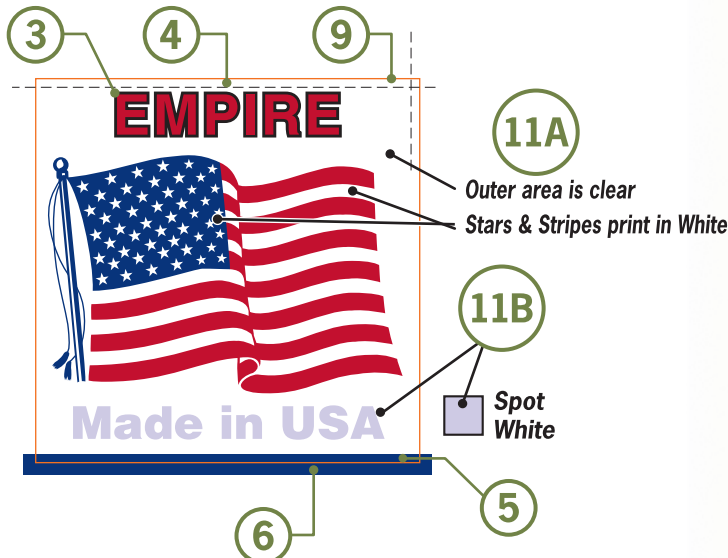
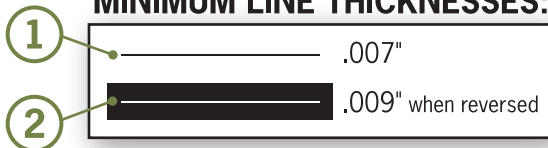
- Illustrator
- CorelDraw
- QuarkXPress
- PhotoShop
- FreeHand
- AutoCAD
- InDesign

ADDITIONAL INFORMATION

7. Keep the number of programs used down to a minimum.
8. Eliminate all unnecessary elements in your file.
9. Assign a spot color to the Dieline.
10. If job is printing spot color, please use correct Pantone names, or provide a color swatch if using anything other than Pantone or four color process.
11. If white prints on decal, indicate where white prints by doing one of the following:
 - Call out location of white (see **11A**)
 - Assign it a color (see **11B**).
12. Please supply all fonts or convert text to outlines. If you are sending fonts that are not TrueType, please send both the Screen and Postscript font.
13. If art is being created in PhotoShop:
 - Image should be saved as a tif, psd or eps file (do not save as a jpg or gif due to low quality)
 - Image should be placed (do not embed image) into a file at 100%
 - Resolution should be 200 res. or higher
 - Supply file with original layers (do not flatten image)
14. Please note that AutoCAD files are not generally used for final artwork. They are best used for blueprints, wiring diagrams or as a template.

- 
1. Minimum Line Thickness **.007"**
 2. Minimum Line Thickness reversed out of another color **.009"**
 3. Traplines **.015-.020"**
 4. Images away from the dieline **.045"**
 5. Minimum outer border **.045"**
 6. Any colors bleeding off decal, extend color past dieline **.0625"**

MINIMUM LINE THICKNESSES:



N5206 Marco Road, Onalaska, WI 54650-0218
Phone: 608-783-3301 Fax: 608-783-3306
www.EmpireScreen.com, esales@empirescreen.com

EXCELLENCE IN PRINTING

